


ANSWER KEY

Unit 9: What are you wearing?

(pages 60, 61, 62, 64, and 65)

Lesson one: Words (page 60)

1. Number the picture.



2. Write a check or a cross .



Lesson two: Grammar (page 61)


1. Write

1. He's wearing jeans.
2. She's wearing gloves.
3. She's wearing boots.
4. He's wearing a shirt.
5. He's wearing a scarf.
6. She's wearing a skirt.


Lesson three: Words (page 62)

1. Read and draw the time on the clocks:


Lesson five: Reading (page 64)




It's three o'clock.




It's two thirty.




It's eight fifteen.



It's nine forty-five.



It's eleven o'clock.



It's nine thirty.

1. Read.

2. Read again. Circle three clothes words. Underline one toy.

Where is my friend?

I'm at the station.

Where is my friend?

At the front of the train?

Or is she at the end?

Where is Lucy?
Is she wearing a skirt?
Is she wearing her jeans?
Or wearing a shirt?

Here is my friend.
She has a toy cow.
I say, "Hello, Lucy."
And we're both happy now.

3. Read again. Write *yes* or *no*.

1. The girl is at the station. Yes
2. She can't find her mom. No
3. Her friend's name is Lucy. Yes
4. Lucy is on the bus. No
5. Lucy has a toy cow. Yes
6. Lucy and her friend are angry. No

Lesson six: Writing (page 65)

1. Look and write

1. It's six forty-five.
2. It's three fifteen.
3. It's nine fifteen.
4. It's ten forty-five.
5. It's three forty-five.
6. It's two fifteen.