

## Exercise 1

### I. Word Chain.

0. *hikiki*

*hi, hi, hi*

00. *hellohellohello*

*hello, hello, hello*

1. *Bennyhellohello*

\_\_\_\_\_

2. *hellohiBennySue*

\_\_\_\_\_

3. *Bennyhellohi*

\_\_\_\_\_

4. *BennySueSue*

\_\_\_\_\_

5. *BennySuehello*

\_\_\_\_\_

6. *SueBennyBenny*

\_\_\_\_\_

7. *SuehelloBennyhi*

\_\_\_\_\_


8. *SuehihelloSue*

\_\_\_\_\_

### II. Fill the blanks. Điền từ thích hợp vào chỗ trống.

0. Benny: <u>Hi</u> , Sue. Sue: <u>Hello</u> , Benny.	1. Benny: _____, Sue. Sue: _____, Benny.
2. Benny: Hi, _____. Sue: Hello, _____.	3. Benny: _____, Sue. Sue: _____, Benny.
4. Benny: _____, _____. Sue: Hello, Benny.	5. Benny: Hi, Sue. Sue: _____, _____.
6. Benny: _____, Sue. Sue: Hello, _____.	7. Benny: _____, _____. Sue: Hello, _____.

### III. Look the pictures and circle. (2 points)



Benny

boy

Benny

girl

girl

Sue

Sue

Sue

boy

boy

Miss Dolly

Miss Dolly

Miss Dolly

Sue

Benny

## Exercise 2

### I. Write. Điền 1 chữ cái thích hợp vào mỗi chỗ trống.

0. B\_nn\_ → Benny
1. \_u\_ → \_\_\_\_\_
2. \_y\_ → \_\_\_\_\_
3. Mi\_ \_ → \_\_\_\_\_
4. \_orni\_ \_ → \_\_\_\_\_
5. m\_r\_ \_ng → \_\_\_\_\_
6. n\_ \_e → \_\_\_\_\_
7. m\_ → \_\_\_\_\_
8. \_s → \_\_\_\_\_
9. M\_ \_ss → \_\_\_\_\_
10. D\_ \_ \_y → \_\_\_\_\_

### II. Write. Sắp xếp từ xáo trộn thành câu hoàn chỉnh.

0. ENBYN → BENNY
1. DYLOL → \_\_\_\_\_
2. NOGIMRN → \_\_\_\_\_
3. MRNNOGI → \_\_\_\_\_
4. ANME → \_\_\_\_\_
5. USE → \_\_\_\_\_
6. ENNYB → \_\_\_\_\_
7. EUS → \_\_\_\_\_
8. MEAN → \_\_\_\_\_

## ANSWER KEYS






### I. Word Chain.

- |                            |                                   |
|----------------------------|-----------------------------------|
| 0. <i>hikihiki</i>         | <u><i>hi, hi, hi</i></u>          |
| 00. <i>hellohellohello</i> | <u><i>hello, hello, hello</i></u> |
| 1. <i>Bennyhellohello</i>  | <i>Benny, hello, hello</i>        |
| 2. <i>hellohiBennySue</i>  | <i>hello, hi, Benny, Sue</i>      |
| 3. <i>Bennyhellohi</i>     | <i>Benny, hello, hi</i>           |
| 4. <i>BennySueSue</i>      | <i>Benny, Sue, Sue</i>            |
| 5. <i>BennySuehello</i>    | <i>Benny, Sue, hello</i>          |
| 6. <i>SueBennyBenny</i>    | <i>Sue, Benny, Benny</i>          |
| 7. <i>SuehelloBennyhi</i>  | <i>Sue, hello, Benny, hi</i>      |
| 8. <i>SuehihelloSue</i>    | <i>Sue, hi, hello, Sue</i>        |

### II. Fill the blanks. Điền từ thích hợp vào chỗ trống.

0. Benny: <u>Hi</u> , Sue. Sue: <u>Hello</u> , Benny.	1. Benny: <u>Hi</u> , Sue. Sue: <u>Hello</u> , Benny.
2. Benny: Hi, <u>Sue</u> . Sue: Hello, <u>Benny</u> .	3. Benny: <u>Hello</u> , Sue. Sue: <u>Hello</u> , Benny.
4. Benny: <u>Hi</u> , <u>Sue</u> . Sue: Hello, Benny.	5. Benny: Hi, Sue. Sue: <u>Hello</u> , <u>Benny</u> .
6. Benny: <u>Hi</u> , Sue. Sue: Hello, <u>Benny</u> .	7. Benny: <u>Hi</u> , <u>Sue</u> . Sue: Hello, <u>Benny</u> .

### III. Look the pictures and circle. (2 points)

				
0.	1.	2.	3.	4.
<u>Benny</u> Sue Miss Dolly	boy <u>Sue</u> Miss Dolly	Benny Sue <u>Miss Dolly</u>	<u>girl</u> boy Sue	girl <u>boy</u> Benny

## Exercise 2

### I. Write. Điền 1 chữ cái thích hợp vào mỗi chỗ trống.

0. B\_nn\_ → Benny
1. \_u\_ → Sue
2. \_y → my
3. Mi\_ \_ → M i s s
4. \_orni\_ \_ → m o r n i n g
5. m\_r\_ \_ng → m o r n i n g
6. n\_ \_e → n a m e
7. m\_ → my
8. \_s → is
9. M\_ \_ss → M iss
10. D\_ \_ \_y → D o l l y

### II. Write. Sắp xếp từ xáo trộn thành câu hoàn chỉnh.

0. ENBYN → BENNY
1. DYLOL → DOLLY
2. NOGIMRN → MORNING
3. MRNNOGI → MORNING
4. ANME → NAME
5. USE → SUE
6. ENNYB → BENNY
7. EUS → SUE
8. MEAN → NAME